

Norfield



norfield.com

800-824-6242

1130 CNC AUTOMATIC CASING SAW


HIGH SPEED PRODUCTION OF PREHUNG DOOR CASING LEGS AND HEADS

AUTOMATIC SETUP



Throughput Rate


Up to
25
Pieces/minute



Automatic length and angle changes are selected at the graphical touchscreen, minimizing errors.



Top-down cutting stroke ensures clean edge, eliminates splintering. *(Guard removed for photo.)*




Quick, no-tool change-over for varying material widths.



Easy-load material hopper holds 8 pieces, allowing operator to produce 25 pieces per minute.



process	specs	features
	Materials: casing or brickmould Length: 1- to 8-0 Material Width: 1" to 4-1/2" Material Thickness: 3/8" to 1-1/2"	<ul style="list-style-type: none"> • Top-down saw stroke • Automatic saw angulation & length change-overs • Foot pedal cycle start/stop • Dust collection ready • Easy-load hopper feed • Saw brakes • Flow-through design • 10" touch screen • Two year parts warranty
	Electrical 208/230 VAC-3Ø-60 HZ-30amp Pneumatic 20CFM @ 90psi Floor Space req. (min.) 8' x 16' Approx. Shipping Wt. 2400 lbs.	<p>options</p> <ul style="list-style-type: none"> • Dust collection vacuum • Spare parts package • Extended warranty